

DOWNLOAD GUIDE

For Android users

Search for "**Språkkraft Reading Coach**" in Google Play or type this URL in your mobile phone/tablet browser:

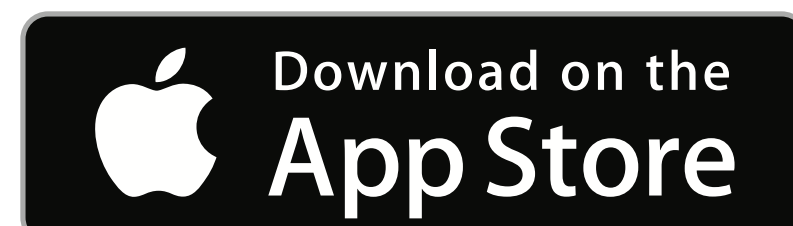
<http://bit.ly/2udJ7IQ>



For iOS users

Search for "**Språkkraft Reading Coach**" in App Store or type this URL in your mobile phone/tablet browser:

<http://apple.co/2tdUSuO>



Språkkraft Reading Coach App has been developed in collaboration with **Språkkraft**, a nonprofit organization based in Stockholm, which is funded through donations, project financing and partnership.

Contact us

We welcome you and all your inquiries, suggestions and feedback

www.sprakkraft.org

kontakt@sprakkraft.org

WHY SPRÅKKRAFT READING COACH APP?

The **Språkkraft Reading Coach** app offers free and easy to use features designed to suit immigrants and newly arrived to Sweden aspiring to learn Swedish Language and integrate efficiently into the Swedish society.

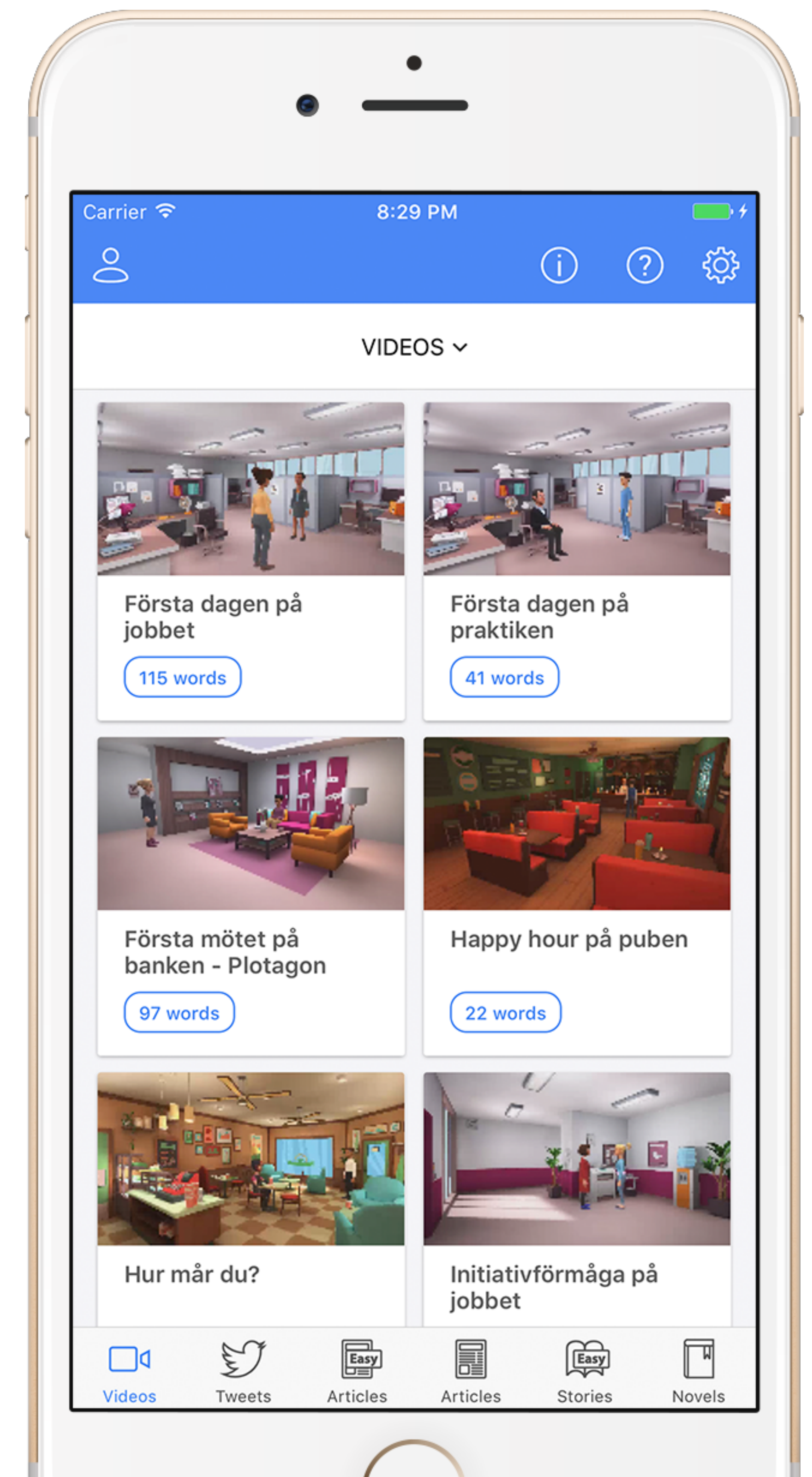
With Språkkraft Reading Coach app, you can read current media content from the Swedish media. Learning Swedish through the app is fast, easy and efficient with our interactive subtitles that come with language support to **18 different languages**.

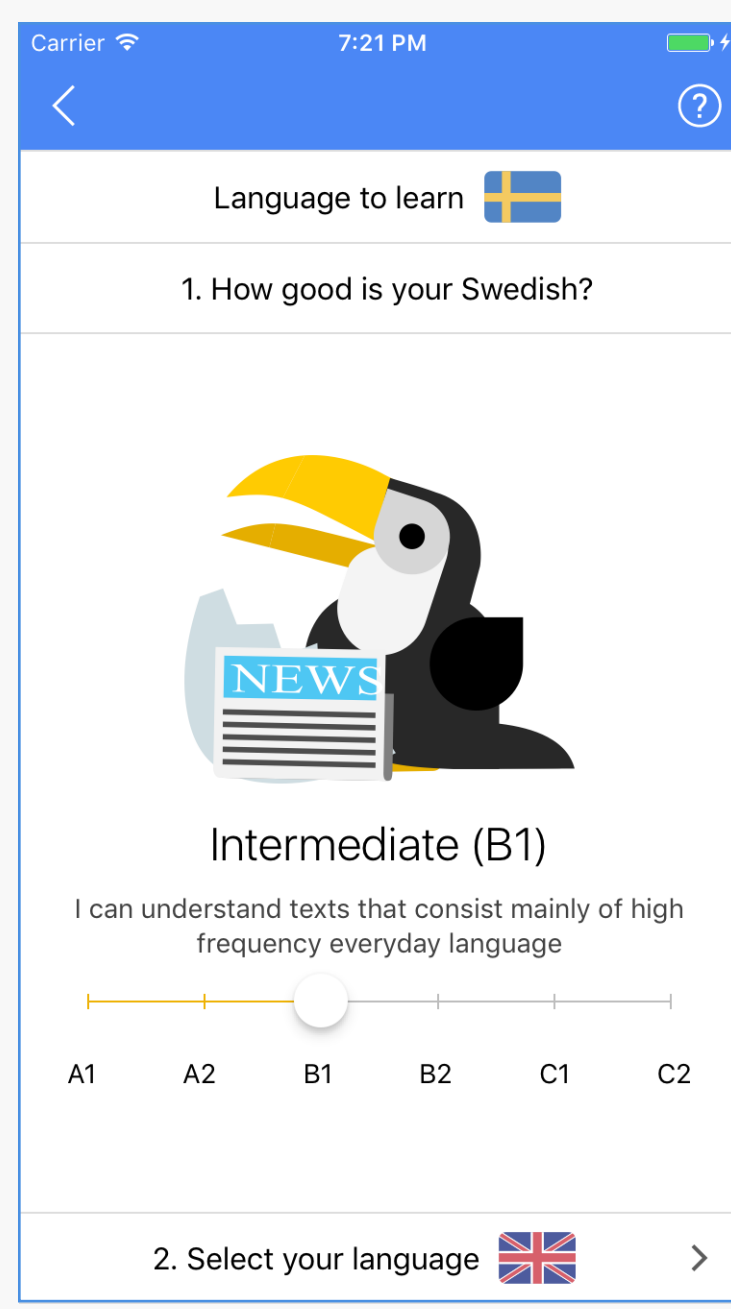
- Study Swedish at your own convenience and learn about the Swedish society from our updated content.
- Learn through reading what you love. From **(Categories and Themes)**, you can select your interest categories and favourite themes.
- Monitor your learned vocabulary and progress to effectively learn Swedish.



LEARN SWEDISH FOR FREE

SPRÅKKRAFT READING COACH



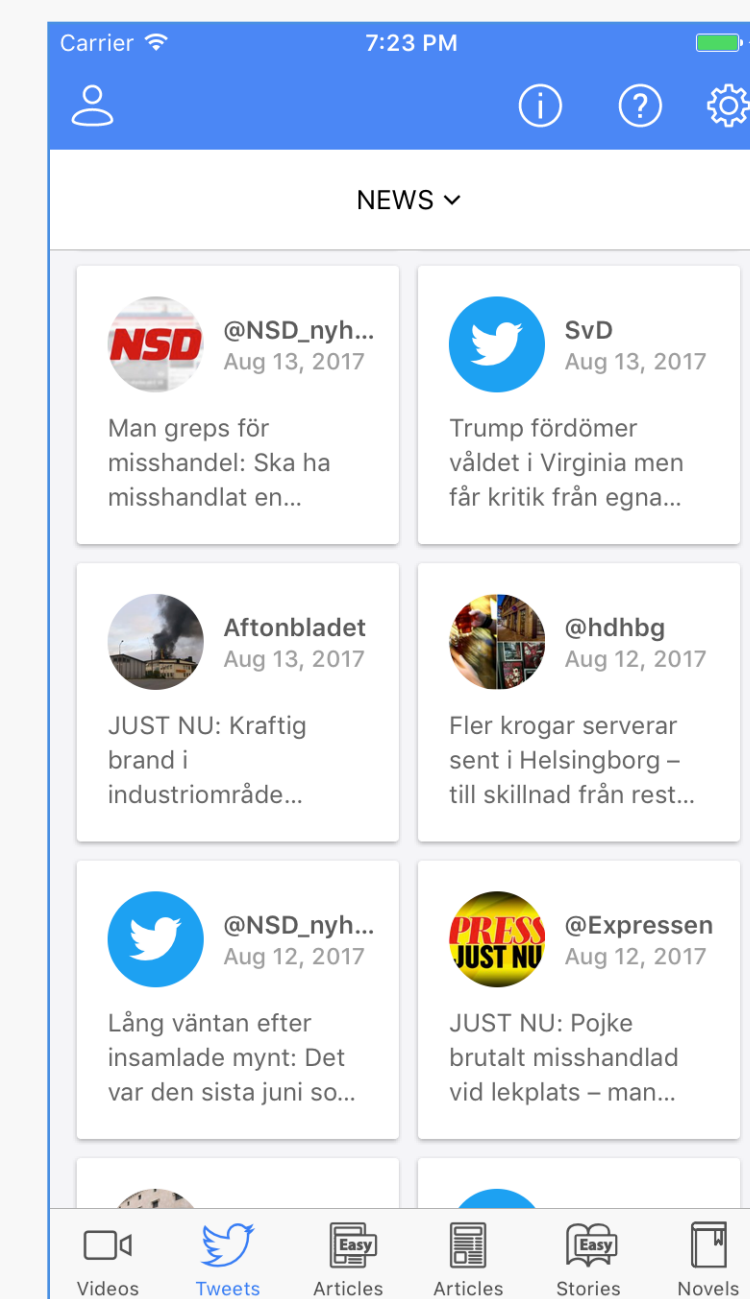


1

Select Level and Language

- Download **Språkkraft Reading Coach** application on your cell phone or tablet device. Then, open it.
- Under (Language&Level) move the cursor slider to choose your current Swedish language level (Beginner A1, Elementary A2, Intermediate B1, Upper Intermediate B2, Advanced C1 or Proficiency C2). Access it from Settings
- Select your language (Subtitles have integrated dictionaries to 18 languages) and then click (Next) to confirm and proceed.

Go to Settings and sign in with your email to track your learning progress, points and words you read.

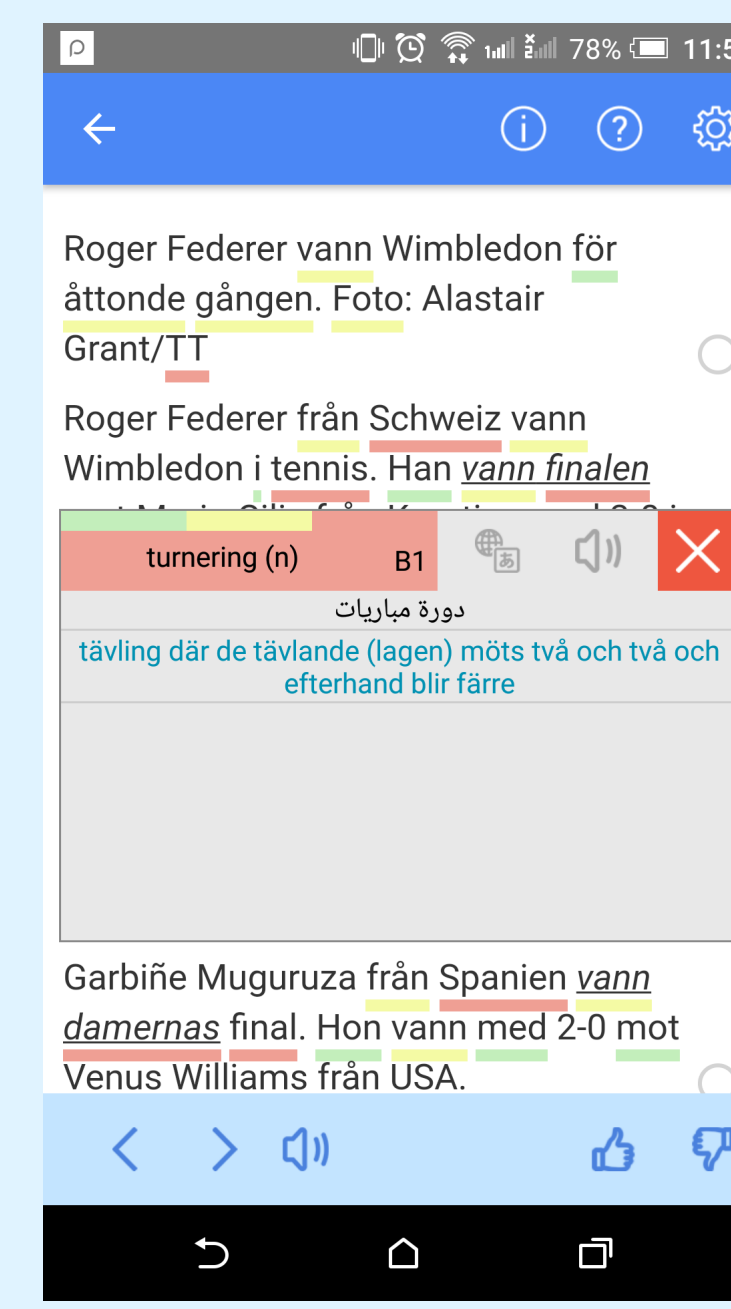


2

Choose What to Read

- Navigate using the tabs at the bottom of your display screen.
- Språkkraft offers six categories to you who want to read and learn Swedish based on your learning level.
- If you are a beginner/ intermediate user, start navigating (Tweets), (Easy Articles) and (Videos) categories. (Articles), (Stories) and (Novels) categories are for you upper intermediate and advanced Swedish learners.

From settings, you can select your favorite categories/ topics to read based on your interests. (Categories and Themes) feature allows you also to choose themes for long reads like novels.



3

Start Reading

- Based on your level, selected articles/videos will be available for you to read and learn from.
- After you go through the reading material, you can view it in a reading context to exercise learning new words.
- Swipe left and right to navigate through reading materials.

The information button can also take you on a short tutorial around the various app buttons functions.

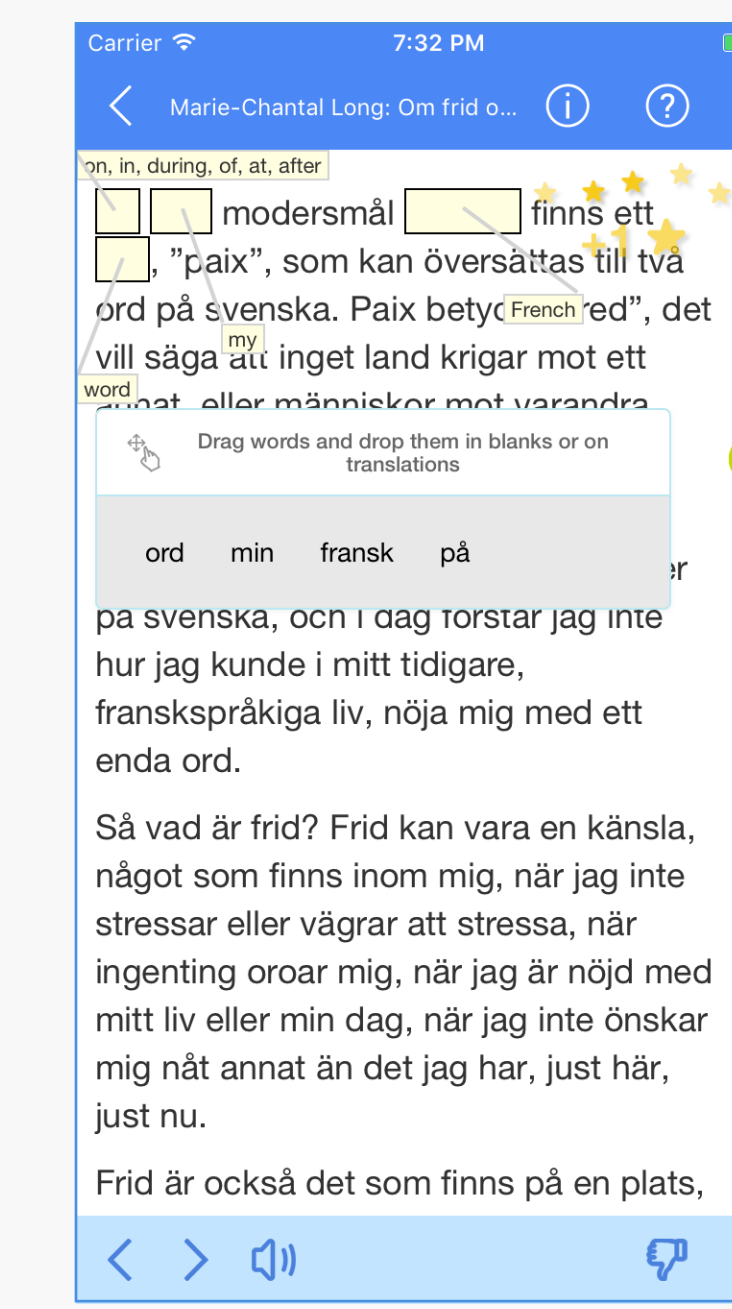


4

Reading Support

- When reading subtitles you find that words are marked in the three colors:
GREEN - user should know them;
YELLOW – user should learn them now, while;
RED- user can learn them later.

Once you know a word, tap on it and change its color status from Red to Yellow or Green. This will reflect on your learning profile which will help you go to higher levels (A1, A2, B1, B2, C1, C2)

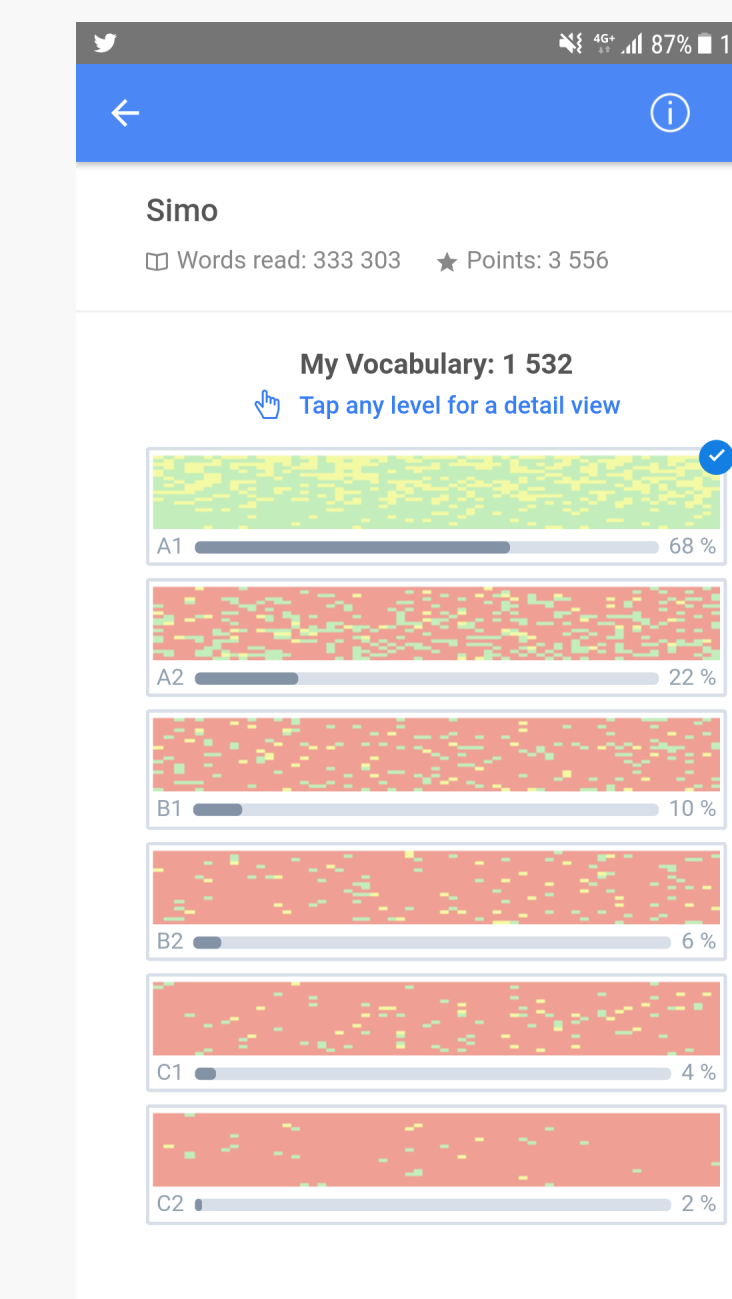


5

Learn through Reading Exercises

- Confirm reading by tapping the circle button after each paragraph to test your knowledge and earn reading points.
- Then, test your knowledge through drag/drop exercises.

We urge you to use the question mark button , on top of the screen, to tell us of any technical issues, your experience using the app, suggestions and your feedback. This will help thousands of users make Språkkraft Reading Coach the application of choice.



6

Personal Learning Profile

- Press the person symbol to access your personal profile where you find the basic Swedish vocabulary mapped to the six levels of the Common European Framework of Reference.
- Also, click on your current level to see all the related vocabulary in the level, the one you learned and the ones you should learn to go to the next level.
- Don't forget to register a Språkkraft account for back-up and to be able to work on multiple devices and other Språkkraft apps.